

The Sales Environment

The sales environment changes constantly as new competitors enter the market and old competitors leave.

In order for companies to successfully sell products or services using a sales force, they must be very effective at personal selling, sales management, customer relationship management, and technology.

© 2016 Cengage Learning. All Rights Reserved.

5

17-2

Personal Selling

Describe personal selling

© 2016 Cengage Learning. All Rights Reserved.

Advantages of Personal Selling

- ◆ Personal selling provides detailed explanation or demonstration of the product.
- ◆ Message can be varied according to motivations of each customer.
- ◆ Personal selling can be directed only to qualified prospects.
- ◆ Costs can be controlled by adjusting the size of the sales force in one-person increments.
- ◆ Personal selling is considerably more effective than other forms of promotion in obtaining a sale and gaining a satisfied customer.

© 2016 Cengage Learning. All Rights Reserved.

7

17-3

Relationship Selling

Discuss the key differences between relationship selling and traditional selling

© 2016 Cengage Learning. All Rights Reserved.

Relationship Selling

Relationship selling, or consultative selling, is a sales practice that involves building, maintaining, and enhancing interactions with customers in order to develop long-term satisfaction through mutually beneficial partnerships.

© 2016 Cengage Learning. All Rights Reserved.

9

17.1 Comparison of Personal Selling and Advertising/Sales Promotion

Personal selling is important if...	Advertising and sales promotion are more important if...
The product has a high value.	The product has a low value.
It is a custom-made product.	It is a standardized product.
There are few customers.	There are many customers.
The product is technically complex	The product is easy to understand.
Customers are concentrated	Customers are geographically dispersed.
Examples: Insurance policies, custom windows, airplane engines	Examples: Soap, magazine subscriptions, cotton t-shirts

© 2016 Cengage Learning. All Rights Reserved.

10

17.2 Key Differences between Traditional Selling and Relationship Selling

Traditional Personal Selling	Relationship or Consultative Selling
Sell products (goods and services)	Sell advice, assistance, and counsel
Focus on closing sales	Focus on improving the customer's bottom line
Limited sales planning	Consider sales planning as top priority
Spend most contact time telling customers about product	Spend most contact time attempting to build a problem-solving environment with the customer
Conduct "product-specific" needs assessments	Conduct discover in the full scope of the customer's operations
"Lone wolf" approach to the account	Team approach to the account
Proposals and presentations based on pricing and product features	Proposals and presentations based on profit impact and strategic benefits to the customer
Sales follow-up is short term, focused on product delivery	Sales follow-up is long term, focused on long-term relationship enhancement

SOURCE: Robert M. Peterson, Patrick Schulz, and George H. Lucas, Jr., "Consultative Selling: Walking the Walk in the New Selling Environment," National Conference on Sales Management Proceedings, March 1996.

© 2016 Cengage Learning. All Rights Reserved.

11

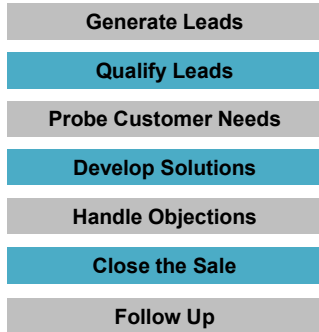
17-4

Steps in the Selling Process

List and explain the steps in the selling process

© 2016 Cengage Learning. All Rights Reserved.

Steps in the Selling Process



© 2016 Cengage Learning. All Rights Reserved.

13

Generating Leads



© 2016 Cengage Learning. All Rights Reserved.

14

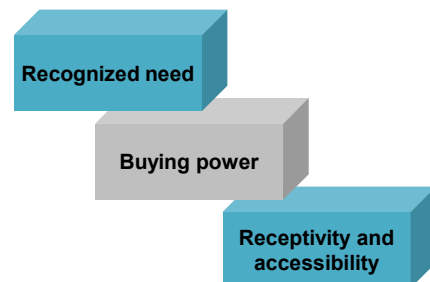
Cold Calling

A form of lead generation in which the salesperson approaches potential buyers without any prior knowledge of the prospects' needs or financial status.

© 2016 Cengage Learning. All Rights Reserved.

15

Qualifying Leads



© 2016 Cengage Learning. All Rights Reserved.

16

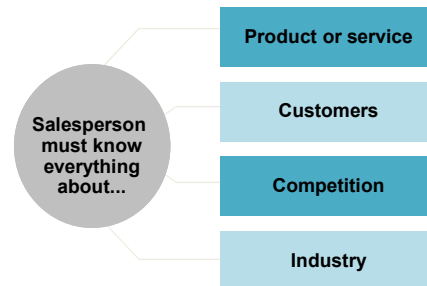
Approaching the Customer and Probing Needs

A needs assessment is a determination of the customer's specific needs and wants and the range of options a customer has for satisfying them.

© 2016 Cengage Learning. All Rights Reserved.

17

The Consultative Salesperson



© 2016 Cengage Learning. All Rights Reserved.

18

Developing and Proposing Solutions

*The **Sales Proposal** is...*

A formal written document or professional presentation that outlines how the salesperson's product or service will meet or exceed the prospect's needs.

*The **Sales Presentation** is...*

A formal meeting in which the salesperson presents a sales proposal to a prospective buyer.

© 2016 Cengage Learning. All Rights Reserved.

19

Handling Objections

- ◆ View objections as requests for information.
- ◆ Anticipate specific objections.
- ◆ Investigate the objection with the customer.
- ◆ Be aware of competitors' products.
- ◆ Stay calm.
- ◆ Use the objection to close the sale.

© 2016 Cengage Learning. All Rights Reserved.

20

Closing the Sale

**Look for
customer signals**

Keep an open mind

Negotiate

Tailor to each market

© 2016 Cengage Learning. All Rights Reserved.

21

Following Up

In the final step of the selling process—the follow up—the salesperson must ensure:

- ✓ Delivery schedules are met
- ✓ Goods or services perform as promise
- ✓ Buyers' employees are properly trained to use the products

© 2016 Cengage Learning. All Rights Reserved.

22

The Impact of Technology

Cell phones, laptops, text messaging, e-mail, and electronic organizers allow salespeople to be more accessible to both clients and the company.

E-business—buying, selling, marketing, collaborating with partners, and servicing customers electronically using the Internet—has had a significant impact on personal selling.

© 2016 Cengage Learning. All Rights Reserved.

23

17-5

Sales Management

**Understand the functions
of sales management**

© 2016 Cengage Learning. All Rights Reserved.

Sales Management

Sales managers must:

- Define sales goals and the sales process
- Determine the sales force structure
- Recruit and train the sales force
- Compensate and motivate the sales force
- Evaluate the sales force

© 2016 Cengage Learning. All Rights Reserved.

25

Sales Goals and the Sales Process

- Sales goals provide salespeople with targets and measurements.
 - Usually goals are developed in terms of desired dollar values, market share, or profit level.
 - Goals are stated as quotas, or statements of a salesperson's goals.

© 2016 Cengage Learning. All Rights Reserved.

26

Sales Force Structure

Sales department organization:

- Regional
- Product Line
- Marketing Function Performed
- Market or Industry
- Client or Account
 - Allows for more specific and better customer service

© 2016 Cengage Learning. All Rights Reserved.

27

The Sales Force



© 2016 Cengage Learning. All Rights Reserved.

28

Compensating the Sales Force

- Compensation planning is one of the sales manager's toughest jobs. Only good planning will ensure that compensation attracts, motivates, and retains good salespeople.
- Although the compensation plan motivates a salesperson to sell, sometimes it is not enough to produce the volume of sales or the profit margin required by sales management.

© 2016 Cengage Learning. All Rights Reserved.

29

Evaluating the Sales Force

- Performance evaluations allow managers to review the strengths and weaknesses of the sales force.
- This information can then tell a manager what sales skills might need to be reassessed or retrained.

© 2016 Cengage Learning. All Rights Reserved.

30

17-6

Customer Relationship Management and the Sales Process

Describe the use of customer relationship management in the selling process

© 2016 Cengage Learning. All Rights Reserved.

Customer Relationship Management

Identify customer relationships

Understand interactions of the customer base

Capture customer data

Leverage customer information

© 2016 Cengage Learning. All Rights Reserved.

32

Identify Customer Relationships

Companies that have CRM systems:

- Follow a customer-centric focus or model
- Use knowledge management systems
- Organize information gathered through the “learning” process
- Learn via interactions

© 2016 Cengage Learning. All Rights Reserved.

33

Interactions of the Current Customer Base

CRM is built on interactions between customers and organizations.

- Touch points occur at a wide variety of locations.
 - Web-based interactions are an increasingly popular.
 - One popular touch point is the point-of-sale touch point.

© 2016 Cengage Learning. All Rights Reserved.

34

Capturing Customer Data

Rather than focusing on the amount of data that can be obtained, companies should focus on the type of data to be acquired and how it can be used to enhance relationships.

© 2016 Cengage Learning. All Rights Reserved.

35

Leveraging Customer Information

Campaign management

Retaining loyal customers

Cross-selling other products and services

Designing targeted marketing communications

© 2016 Cengage Learning. All Rights Reserved.

36

Chapter 17 Video

New Balance Hubway

New Balance Hubway is a bike-sharing system located in Boston Massachusetts designed to augment existing transportation systems in the greater Boston area. In this clip, Hubway discusses how they generate buzz and get funding to build their bike share network.

[CLICK TO PLAY VIDEO](#)